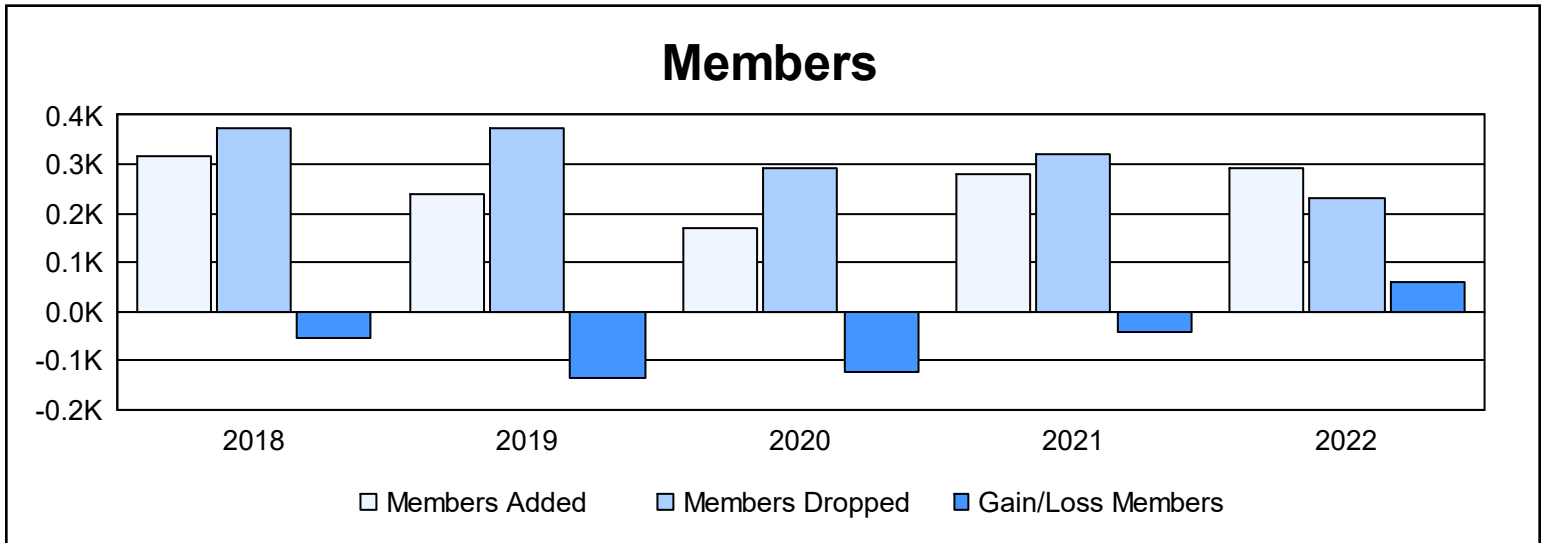
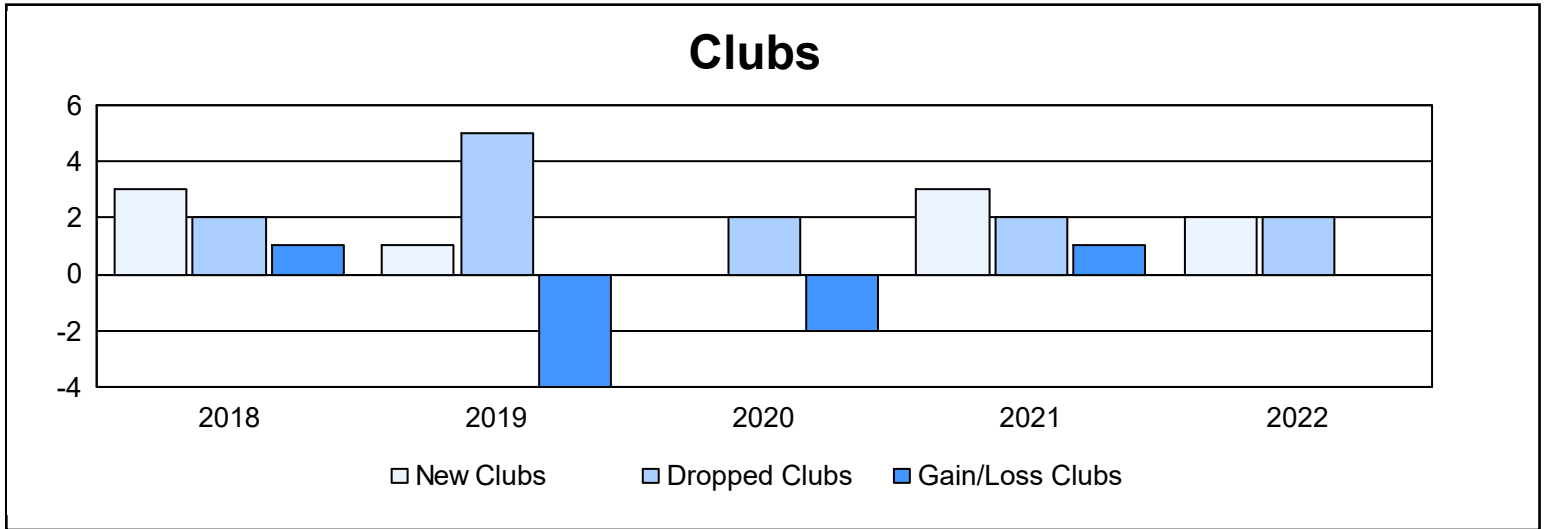
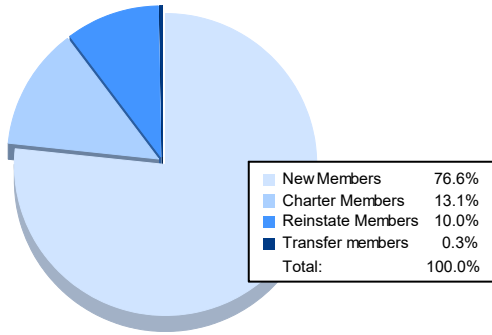


Year	New Clubs	Dropped Clubs	Gain/ Loss Clubs	New Members	Charter Members	Reinstate Members	Transfer Members	Total Member Added	Total Members Dropped	Gain/ Loss Members
2017-2018	3	2	1	210	80	12	16	318	373	-55
2018-2019	1	5	-4	166	33	32	7	238	372	-134
2019-2020	0	2	-2	159	3	7	0	169	292	-123
2020-2021	3	2	1	146	108	20	7	281	321	-40
2021-2022	2	2	0	222	38	29	1	290	229	61
<b>Average</b>	<b>2</b>	<b>3</b>	<b>-1</b>	<b>181</b>	<b>52</b>	<b>20</b>	<b>6</b>	<b>259</b>	<b>317</b>	<b>-58</b>



### Membership Composition June 2022 Cumulative



### Gender Composition June 2022 Cumulative

